




ten
LITTLE

Every page of our
Printable Fit Finder is
a coloring sheet for
your little one!



2 OUT OF 3 KIDS ARE WEARING THE WRONG SHOE SIZE

Find the perfect size for your child

- 1** To find your child's fit, print the relevant pages at 100% scale. Uncheck any scale or resizing options in your printer's settings. We include a credit card box on each page to confirm scale.

- 2** **For Baby Booties**

On pages 1-4, find the size where your baby's entire foot fits inside the outline. You can press the pages against their feet or hold them upright to stand on the insoles.

For Shoes

Have your child stand on the insoles, one foot at a time with their heels aligned with the outline. Find the size where their toe lands within the numbered band. We already accounted for optimal wiggle room so you don't need to! Different sized feet? Pick the size for the larger one.

- 3** Order your little one's shoes at tenlittle.com. Have questions? Email us at hello@tenlittle.com.

These insoles are best used for matching the length of the feet to the right shoe size and do not represent the three dimensional fit of our shoes. Our proprietary design has been tested to accommodate a variety of foot shapes and widths.



tenlittle.com
@tenlittlekids

If your credit card
fits in this box, your
print scale is correct.

COLOR
ME!

0-3M

BABY
BOOTIES

BABY
BOOTIES

Fold or cut along the dotted line to align heel with the wall.

If your credit card
fits in this box, your
print scale is correct.

COLOR
ME!

3-6M

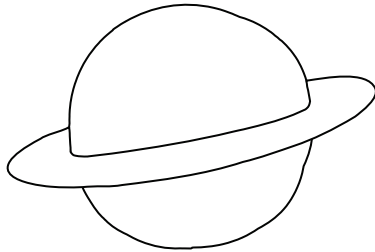

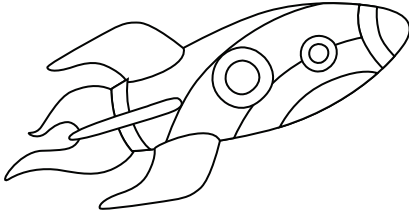

BABY
BOOTIES

BABY
BOOTIES

Fold or cut along the dotted line to align heel with the wall.

If your credit card
fits in this box, your
print scale is correct.

COLOR
ME!



6-12M



BABY
BOOTIES



BABY
BOOTIES

Fold or cut along the dotted line to align heel with the wall.

If your credit card
fits in this box, your
print scale is correct.

COLOR
ME!

12-18M

BABY
BOOTIES

BABY
BOOTIES

Fold or cut along the dotted line to align heel with the wall.

If your credit card
fits in this box, your
print scale is correct.

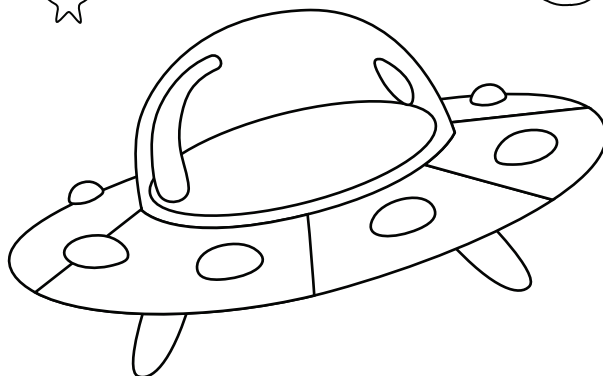
COLOR
ME!



Fold or cut along the dotted line to align heel with the wall.

If your credit card
fits in this box, your
print scale is correct.

COLOR
ME!



4

Fold or cut along the dotted line to align heel with the wall.

If your credit card
fits in this box, your
print scale is correct.

COLOR
ME!

LITTLE
KIDS'
SHOES

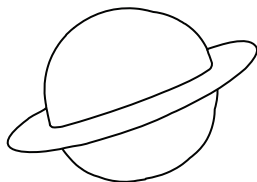


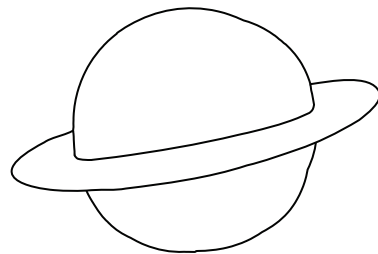



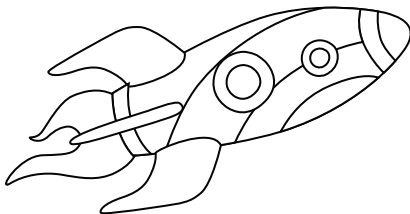
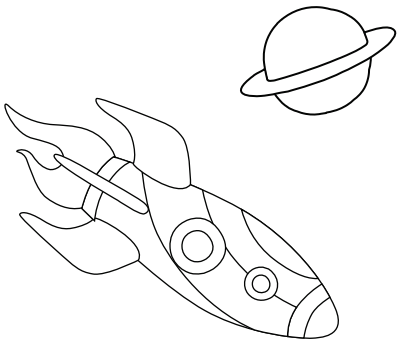
LITTLE
KIDS'
SHOES

5

Fold or cut along the dotted line to align heel with the wall.

If your credit card
fits in this box,
your
print scale is correct.

COLOR
ME!



6

Fold or cut along the dotted line to align heel with the wall.

If your credit card
fits in this box, your
print scale is correct.

COLOR
ME!

LITTLE
KIDS'
SHOES

LITTLE
KIDS'
SHOES

7

Fold or cut along the dotted line to align heel with the wall.

If your credit card
fits in this box, your
print scale is correct.

COLOR
ME!

LITTLE
KIDS'
SHOES

LITTLE
KIDS'
SHOES

8

Fold or cut along the dotted line to align heel with the wall.

If your credit card
fits in this box, your
print scale is correct.

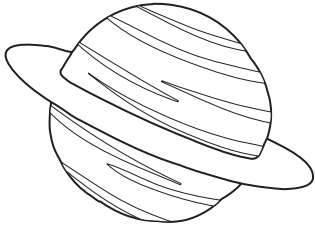
COLOR
ME!

LITTLE
KIDS'
SHOES




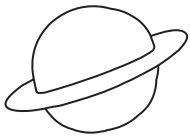
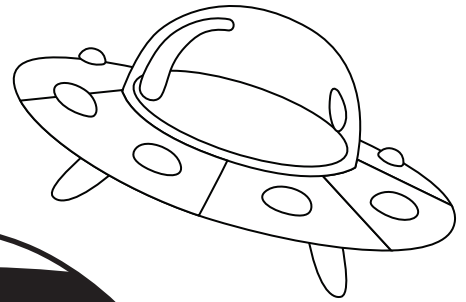
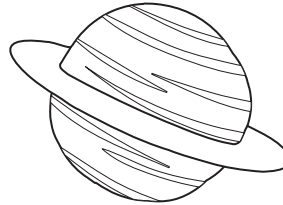

LITTLE
KIDS'
SHOES

9

Fold or cut along the dotted line to align heel with the wall.



If your credit card
fits in this box, your
print scale is correct.



10

Fold or cut along the dotted line to align heel with the wall.

If your credit card
fits in this box, your
print scale is correct.

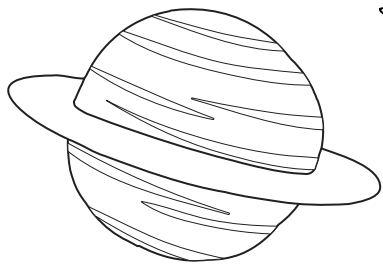
COLOR
ME!

LITTLE
KIDS'
SHOES



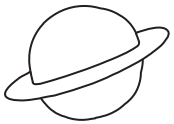
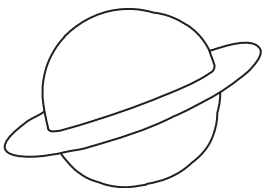
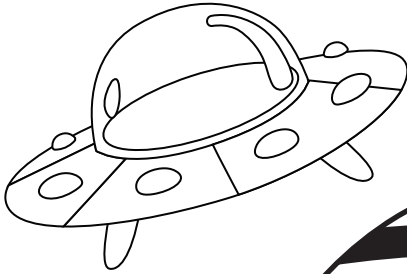

LITTLE
KIDS'
SHOES

11

Fold or cut along the dotted line to align heel with the wall.



If your credit card
fits in this box, your
print scale is correct.



12

Fold or cut along the dotted line to align heel with the wall.

If your credit card
fits in this box, your
print scale is correct.

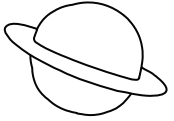
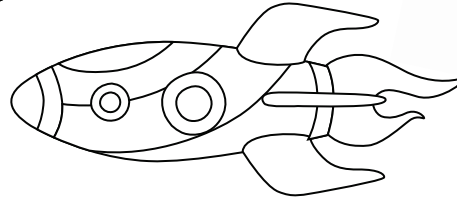

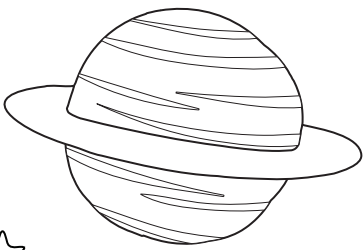
COLOR
ME!

LITTLE
KIDS'
SHOES

LITTLE
KIDS'
SHOES

13

Fold or cut along the dotted line to align heel with the wall.


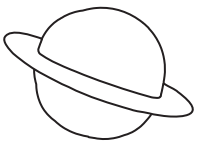
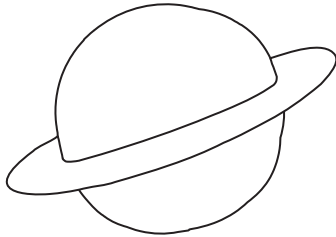
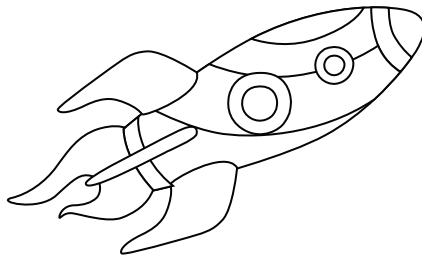


BIG
KIDS'
SHOES

BIG
KIDS'
SHOES

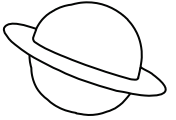
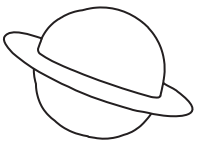
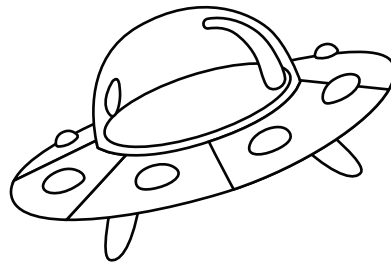
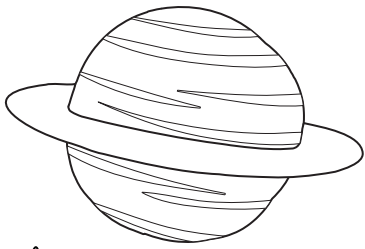
1Y

Fold or cut along the dotted line to align heel with the wall.



2Y

Fold or cut along the dotted line to align heel with the wall.



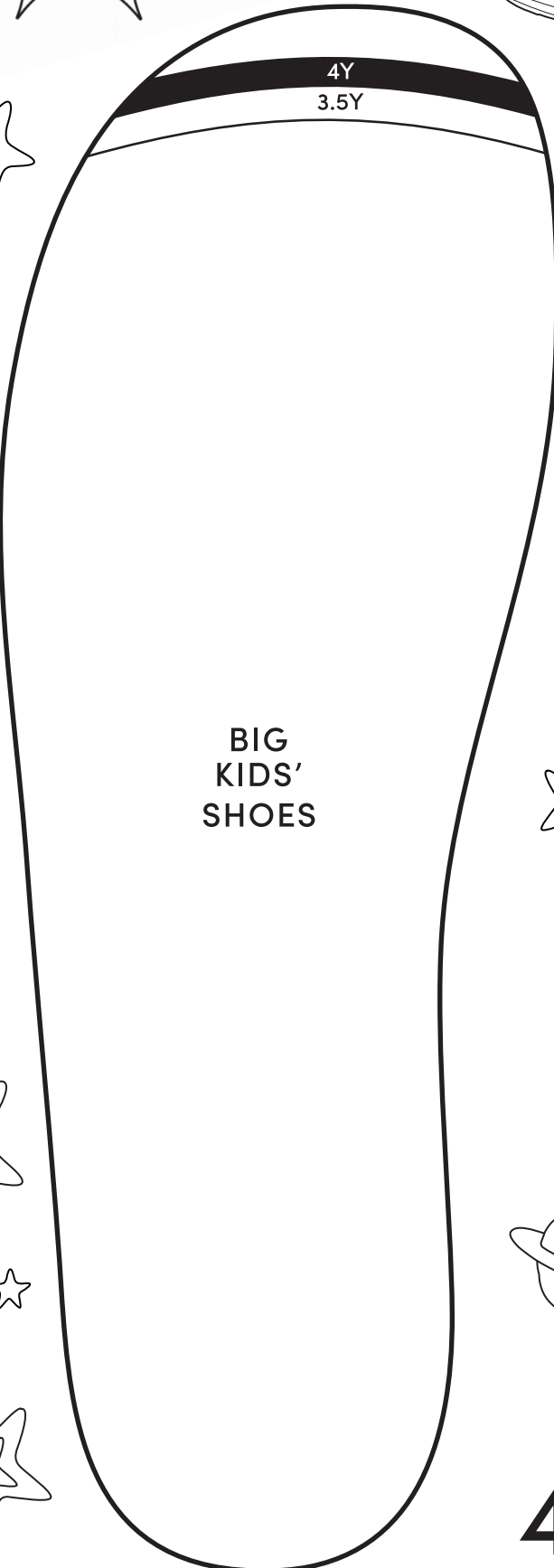

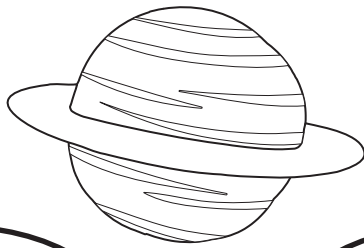
3Y



**BIG
KIDS'
SHOES**

**BIG
KIDS'
SHOES**

Fold or cut along the dotted line to align heel with the wall.



4Y

Fold or cut along the dotted line to align heel with the wall.