





ten
LITTLE

Every page is a coloring sheet for your little one!



Printable Fit Finder

2 OUT OF 3 KIDS ARE WEARING THE WRONG SHOE SIZE

To find your child's perfect fit, print this Fit Finder at **100% scale** and uncheck any page scaling or resizing.



For Baby Booties



1

Press **pages 1-4** up against your baby's bare foot, or hold them upright to stand on the insoles if you can.

2

Find the size where their entire foot fits **inside the outline**.

3

Order their booties at tenlittle.com. Every pair of booties comes in a giftable canvas bag.



Little Kids' and Big Kids' Shoes

1

Have your child stand on the insoles, one foot at a time. Fold or cut the paper to align their heels against the wall. Different sized feet? Size for the **larger of the two**.

2

Find the size where their toe lands on a numbered band. We already accounted for **optimal wiggle room**.

3

Order their shoes at tenlittle.com. Our High Tops, Everyday Originals, and Youth Classic Sneakers all come with free sneaker stickers to personalize your child's shoes.

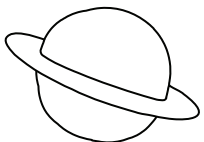


Baby booties are available in sizes 0-18M.
Little kids' shoes are available in sizes 3-13.
Big kids' shoes are available in sizes 13.5-4Y.



tenlittle.com

@tenlittlekids



If your credit card
fits in this box, your
print scale is correct.

Color me!
Share using
#tenlittlekids

0-3M

BABY
BOOTIES

BABY
BOOTIES

Fold or cut along the dotted line to align heel with the wall.

If your credit card fits in this box, your print scale is correct.

Color me!
Share using
#tenlittlekids

3-6M

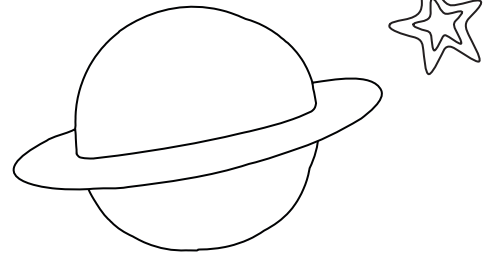


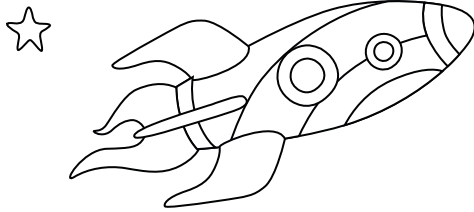

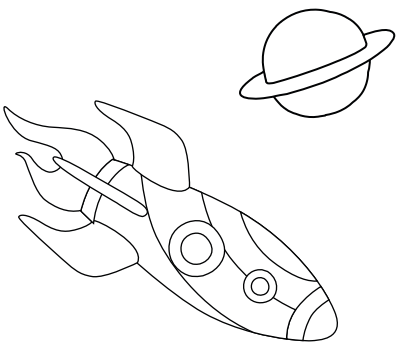
BABY
BOOTIES

BABY
BOOTIES

Fold or cut along the dotted line to align heel with the wall.

If your credit card fits in this box, your print scale is correct.

Color me!
Share using
#tenlittlekids





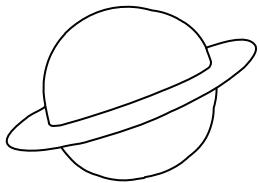
6-12M



BABY
BOOTIES



BABY
BOOTIES



Fold or cut along the dotted line to align heel with the wall.

If your credit card fits in this box, your print scale is correct.

Color me!
Share using
#tenlittlekids

12-18M

BABY
BOOTIES

BABY
BOOTIES

Fold or cut along the dotted line to align heel with the wall.

If your credit card fits in this box, your print scale is correct.

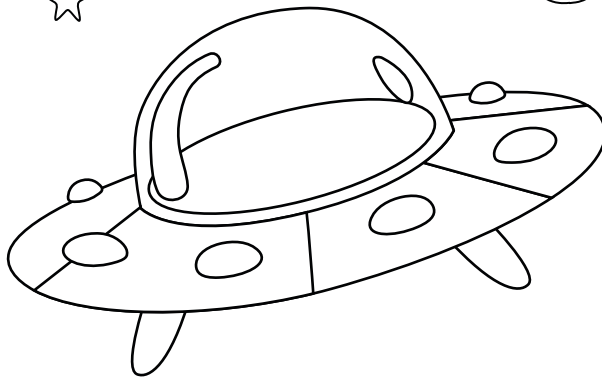
Color me!
Share using
#tenlittlekids



Fold or cut along the dotted line to align heel with the wall.

If your credit card fits in this box, your print scale is correct.

Color me!
Share using
#tenlittlekids




4

Fold or cut along the dotted line to align heel with the wall.

If your credit card fits in this box, your print scale is correct.

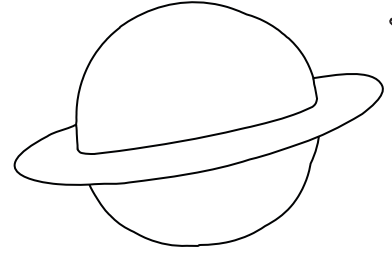
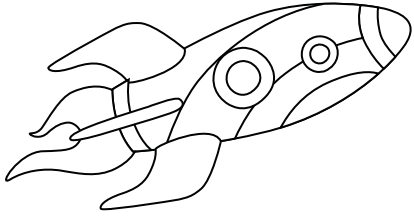
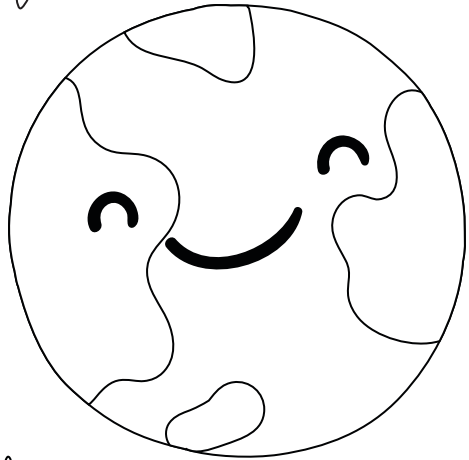


Color me!
Share using
#tenlittlekids



Fold or cut along the dotted line to align heel with the wall.

If your credit card fits in this box, your print scale is correct.

Color me!
Share using
#tenlittlekids




LITTLE
KIDS'
SHOES

LITTLE
KIDS'
SHOES

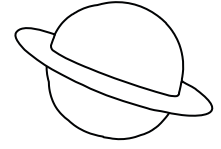

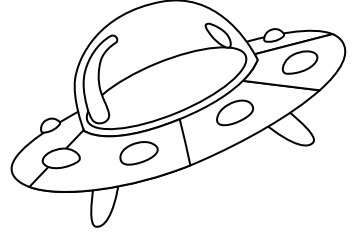

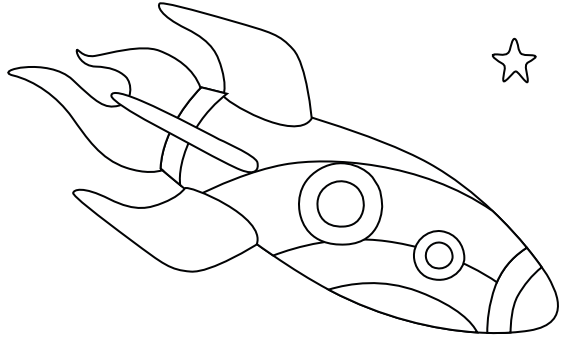
6

Fold or cut along the dotted line to align heel with the wall.



If your credit card fits in this box, your print scale is correct.

Color me!
Share using
#tenlittlekids

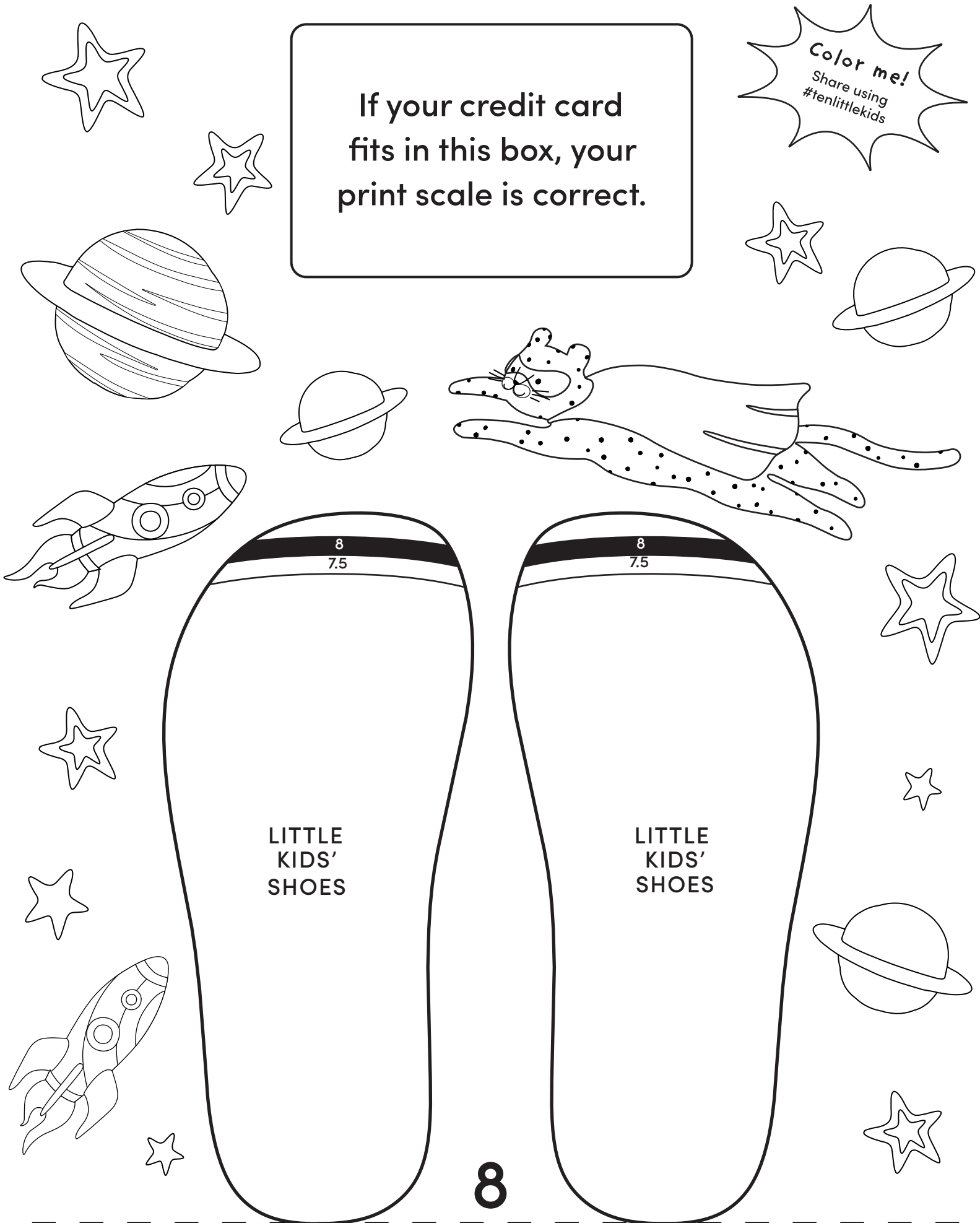


7

Fold or cut along the dotted line to align heel with the wall.

If your credit card fits in this box, your print scale is correct.


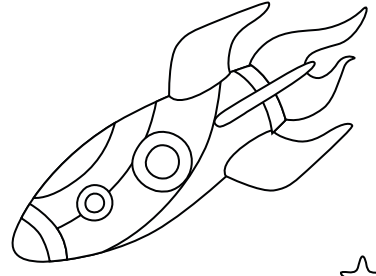

Color me!
Share using
#tenlittlekids



Fold or cut along the dotted line to align heel with the wall.

Color me!
Share using
#tenlittlekids

If your credit card
fits in this box, your
print scale is correct.

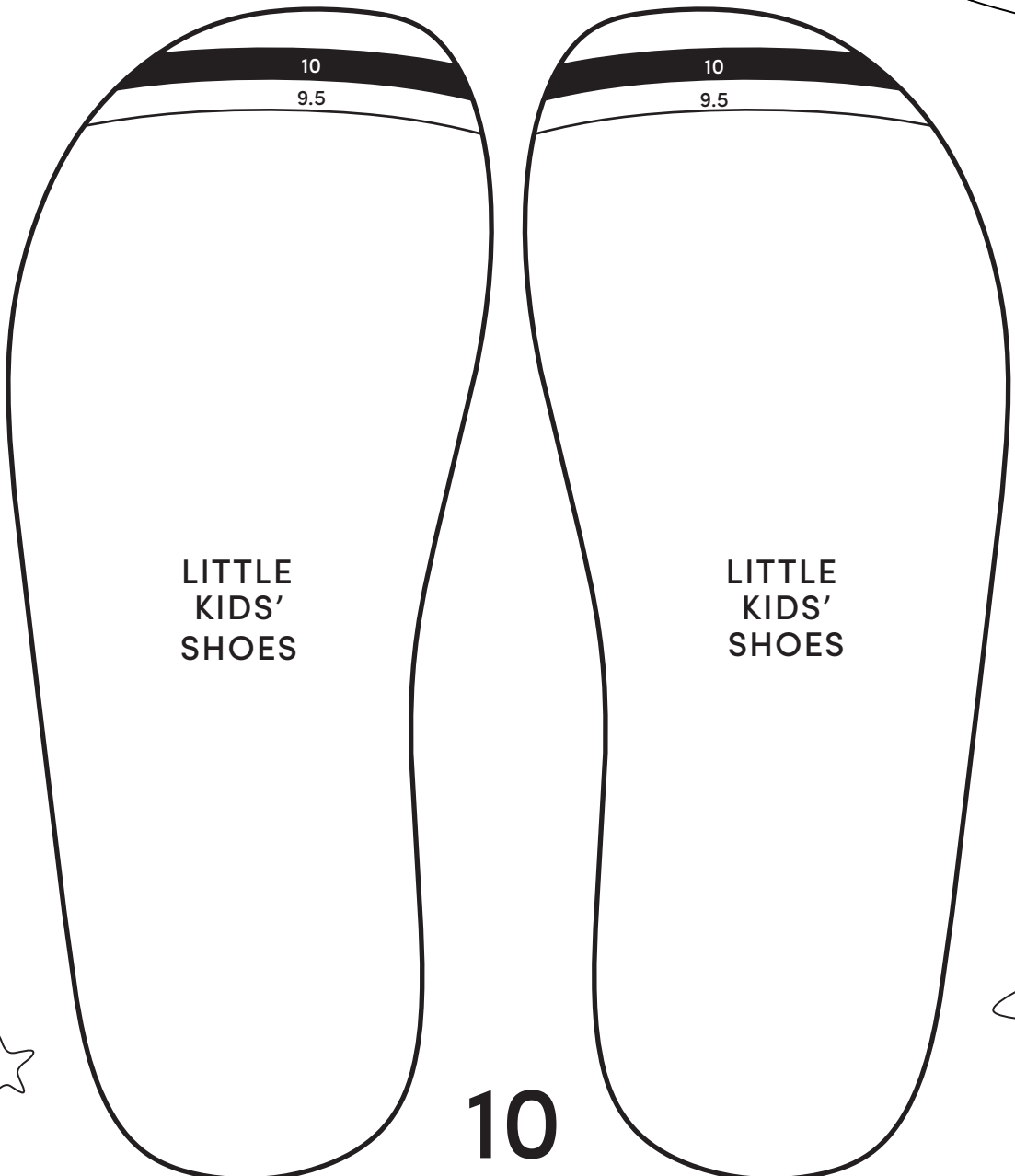



9

Fold or cut along the dotted line to align heel with the wall.

If your credit card fits in this box, your print scale is correct.

Color me!
Share using
#tenlittlekids



Fold or cut along the dotted line to align heel with the wall.

If your credit card fits in this box, your print scale is correct.

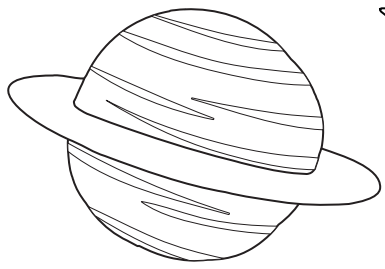
Color me!
Share using
#tenlittlekids

LITTLE
KIDS'
SHOES

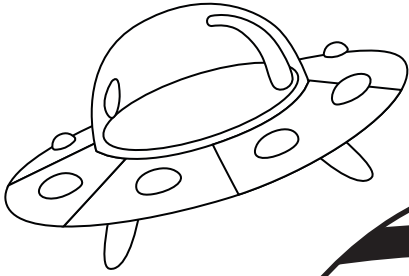

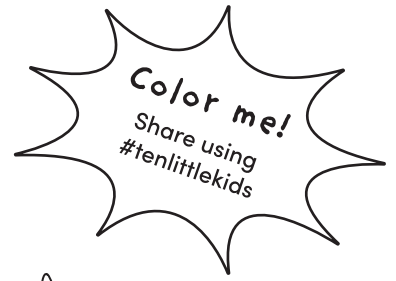
LITTLE
KIDS'
SHOES

11

Fold or cut along the dotted line to align heel with the wall.



If your credit card fits in this box, your print scale is correct.



12

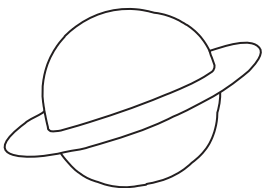

11.5

12

11.5

LITTLE
KIDS'
SHOES

LITTLE
KIDS'
SHOES



12

Fold or cut along the dotted line to align heel with the wall.

If your credit card fits in this box, your print scale is correct.


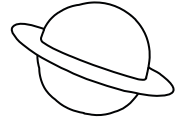
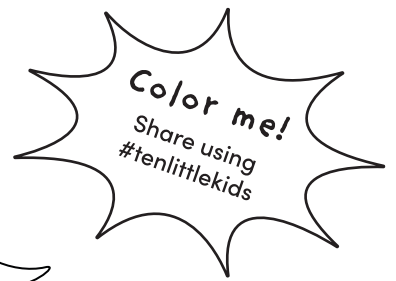
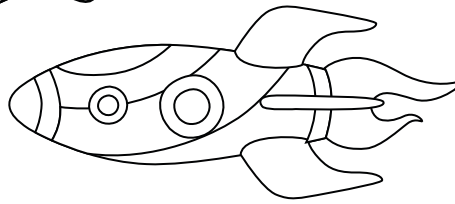

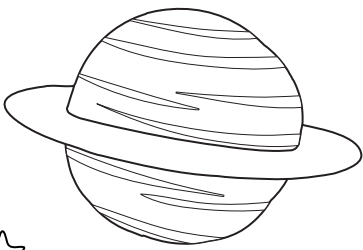
Color me!
Share using
#tenlittlekids

LITTLE
KIDS'
SHOES

LITTLE
KIDS'
SHOES

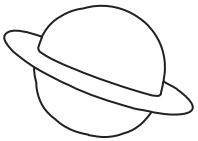
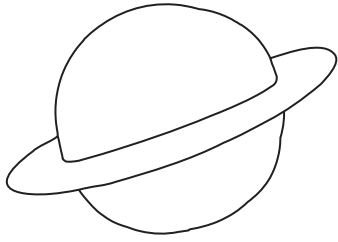
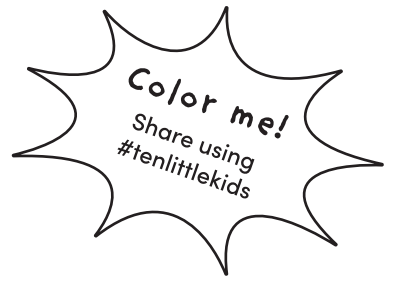
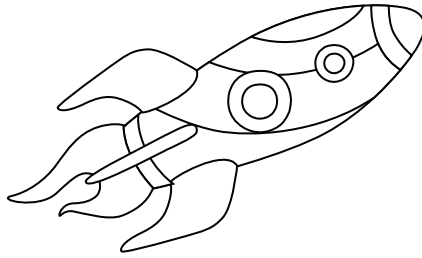

13

Fold or cut along the dotted line to align heel with the wall.



1Y

Fold or cut along the dotted line to align heel with the wall.

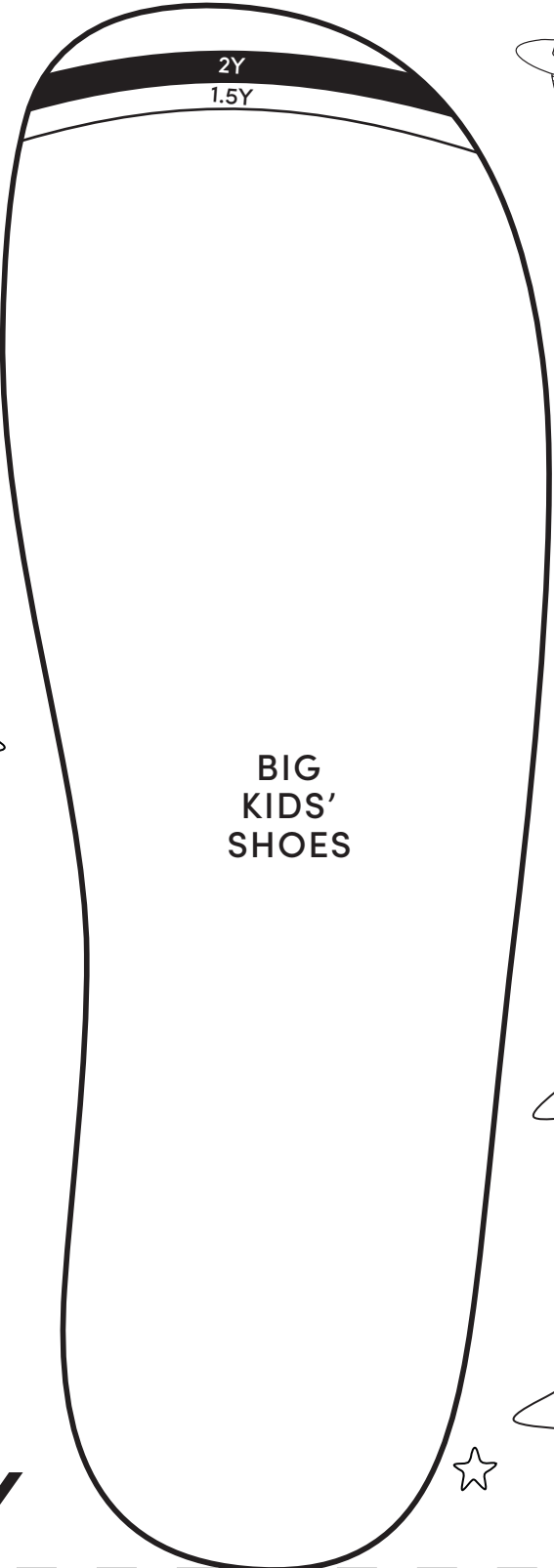


2Y
1.5Y

BIG
KIDS'
SHOES



2Y

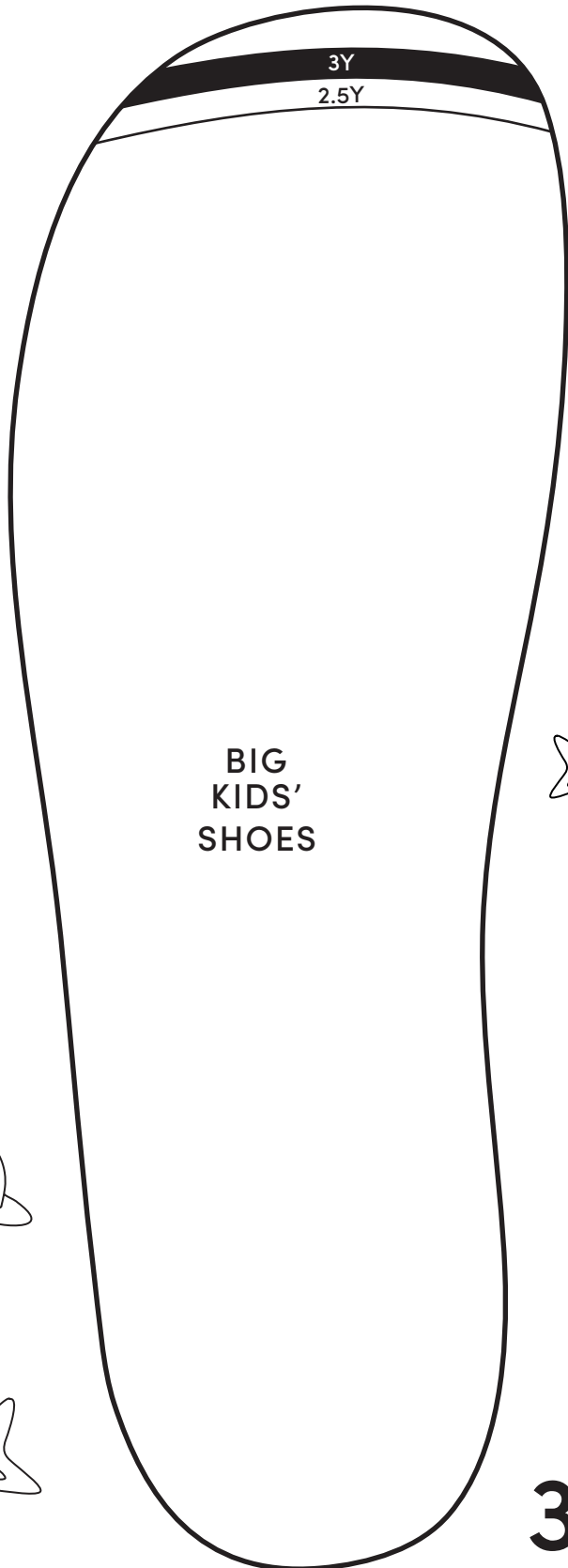

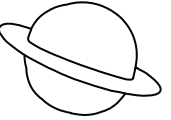
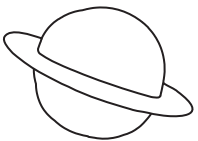
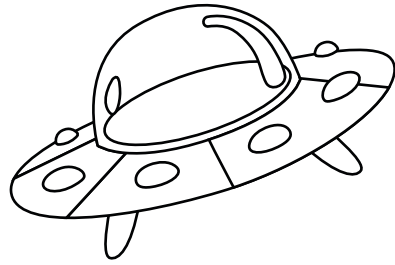
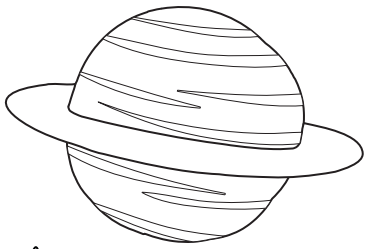


2Y
1.5Y

BIG
KIDS'
SHOES




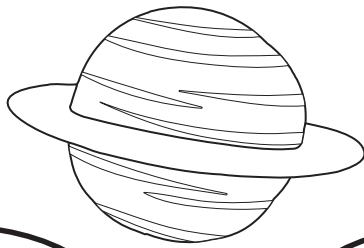
Fold or cut along the dotted line to align heel with the wall.



3Y

Fold or cut along the dotted line to align heel with the wall.

Color me!
Share using
#tenlittlekids



**BIG
KIDS'
SHOES**

**BIG
KIDS'
SHOES**

4Y

Fold or cut along the dotted line to align heel with the wall.